

## Summary

		Scenario 1	Scenario 2	Scenario 3	Scenario 4
Capex	2020/21	\$170	\$200	\$250	\$300
Capex	2021/22	\$332	\$302	\$248	\$198
Capex	2022/23	\$249	\$249	\$249	\$249
Capex	2023/24	\$196	\$196	\$196	\$196
Capex	2024/25	\$186	\$186	\$186	\$186
Rates Revenue (excluding Growth & Water)	2020/21	4.9%	5.1%	5.3%	5.6%
Rates Revenue (excluding Growth & Water)	2021/22	4.5%	5.1%	6.0%	7.0%
Rates Revenue (excluding Growth & Water)	2022/23	7.4%	6.6%	5.1%	3.8%
Rates Revenue (excluding Growth & Water)	2023/24	4.7%	4.7%	4.7%	4.7%
Rates Revenue (excluding Growth & Water)	2024/25	3.7%	3.7%	3.7%	3.7%
Debt to Revenue Ratio	2020/21	239%	249%	267%	284%
Debt to Revenue Ratio	2021/22	275%	274%	271%	269%
Debt to Revenue Ratio	2022/23	275%	275%	275%	275%
Debt to Revenue Ratio	2023/24	275%	275%	275%	275%
Debt to Revenue Ratio	2024/25	275%	275%	275%	275%
Debt to Revenue Ratio includes \$30m Carry Forwards from 2019/20					
Debt	2020/21	\$672	\$702	\$752	\$802
Debt	2021/22	\$871	\$871	\$867	\$867
Debt	2022/23	\$946	\$946	\$942	\$942
Debt	2023/24	\$988	\$988	\$984	\$984
Debt	2024/25	\$1,021	\$1,021	\$1,017	\$1,017

### **Other Assumptions:**

Growth at 1.4% for 2020/21

Growth at 1.3% for 2021/22

Growth at 1.0% for 2022/23 onwards

User Fee Revenue fully recovered from 2021/22 onwards

Introduction of Waste Management 2021/22 additional \$16m

Sale of Elder Housing Portfolio 2021/22

New Capital costed at 5% pa once construction completed

New Debt at 1.5% for 2020/21

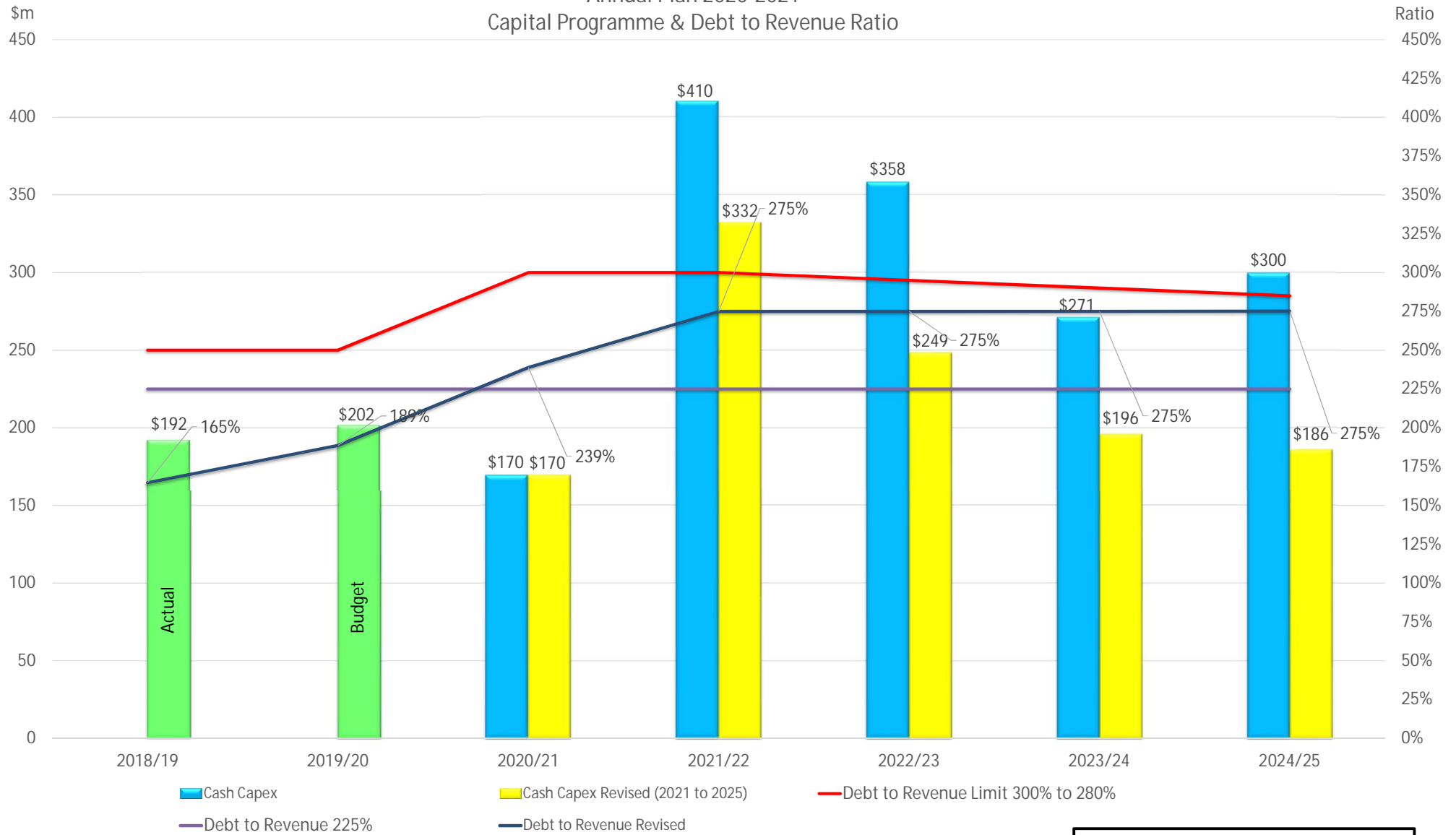
New Debt at 2.0% for 2021/22

New Debt at 2.5% for 2022/23

New Debt at 2.75% for 2023/24

New Debt at 3.0% for 2024/25

Scenario 1  
Annual Plan 2020-2021  
Capital Programme & Debt to Revenue Ratio

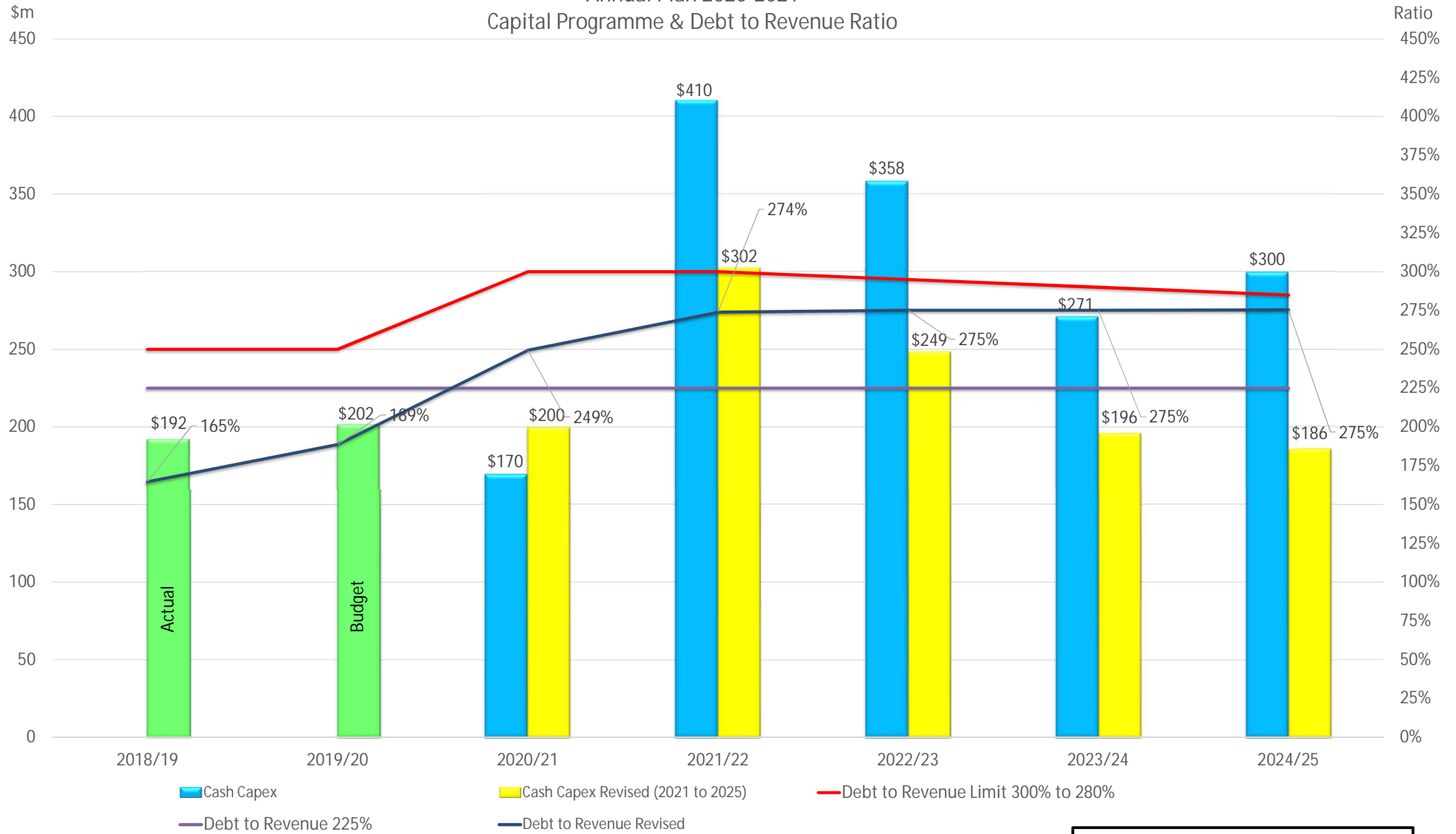


Total Rates Revenue \$190m (6.2%)

Scenario 2

Annual Plan 2020-2021

Capital Programme & Debt to Revenue Ratio

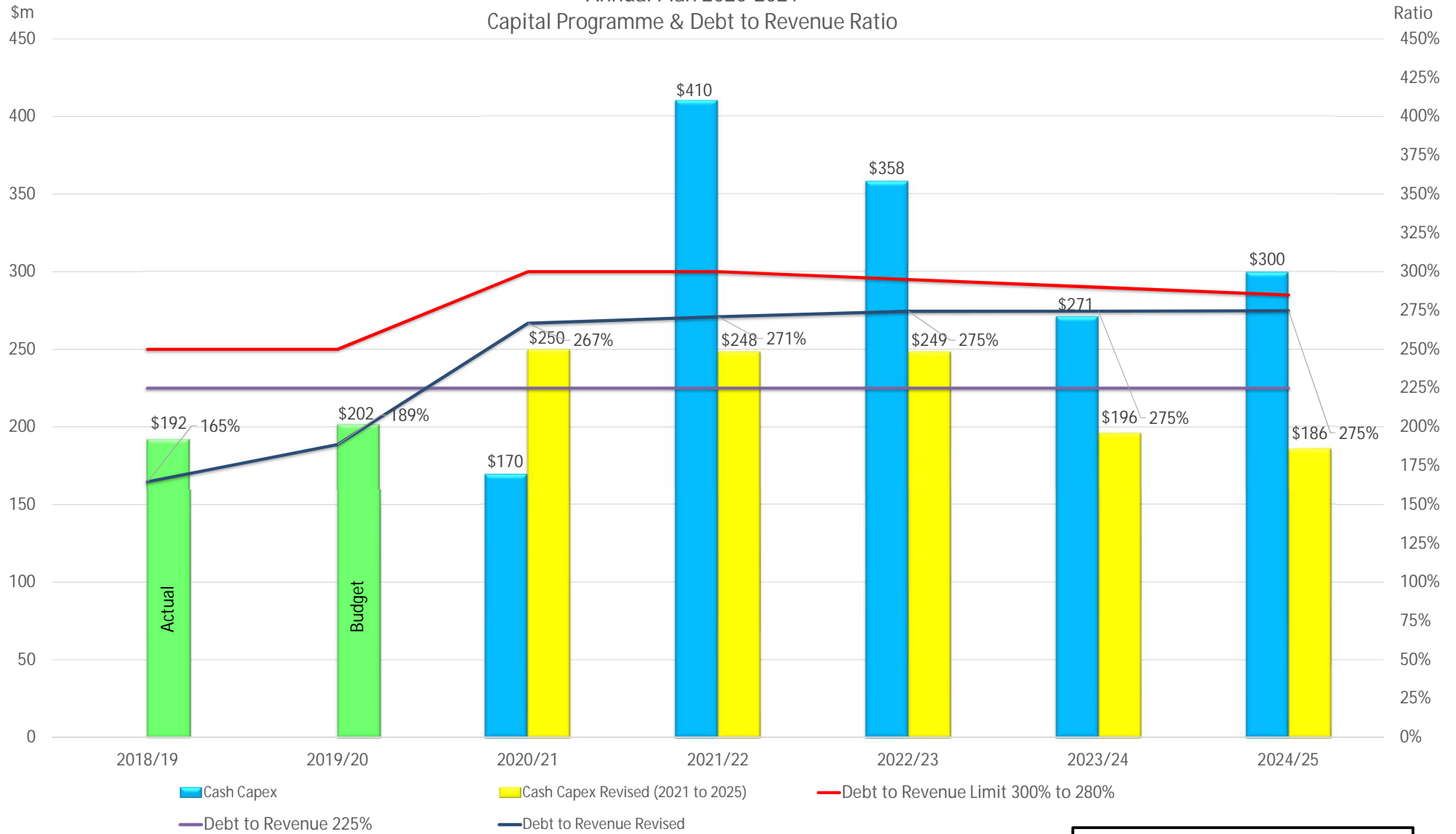


Total Rates Revenue \$190m (6.3%)

Scenario 3

Annual Plan 2020-2021

Capital Programme & Debt to Revenue Ratio

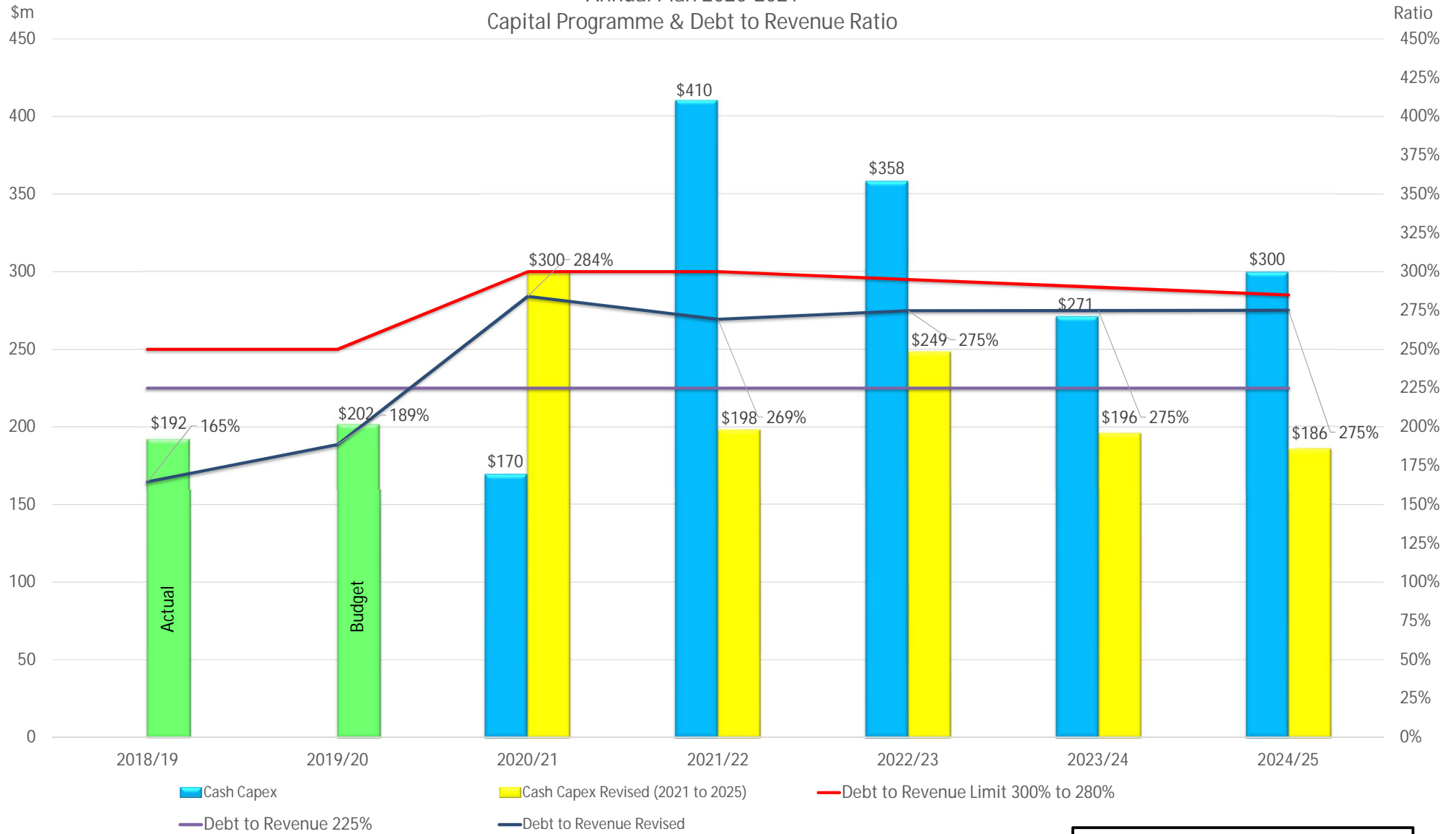


Total Rates Revenue \$190m (6.5%)

Scenario 4

Annual Plan 2020-2021

Capital Programme & Debt to Revenue Ratio



Total Rates Revenue \$191m (6.8%)